

MOD:XEFT-06EU-EGRN



ENGLISH

TECHNICAL DATA

01 POWER	10,3 kW
03 FREQUENCY	50 / 60 Hz
04 POWER SUPPLY CABLE TYPE	H07RN-F
05 EXTERNAL Ø OF POWER SUPPLY CABLE	17 mm
06 VOLTAGE / POWER CABLE SECTION / CURRENT	380-415 V~3PH+N+PE 5G x 2,5 mm ² Circuit Breaker 20 A I1=13 A - I2=17.5 A - I3=15 A - In=4.5 A
	220-240 V~3PH+PE 4G x 4 mm ² Circuit Breaker 32 A I1=26.5 A - I2=24 A - I3=28 A - In=
11 MAX FOOD LOAD	30 kg
02 NOMINAL HEAT INPUT	9.8 kW
18 CAVITY DIMENSIONS (W - D - H)	696x441x515 mm
20 IP PROTECTION CLASS	X4

ITALIANO

01 POTENZA	10,3 kW
03 FREQUENZA	50 / 60 Hz
04 TIPO DI CAVO ALIMENTAZIONE	H07RN-F
05 Ø ESTERNO CAVO DI ALIMENTAZIONE	17 mm
06 TENSIONE / SEZIONE CAVI ALIMENTAZIONE / CORRENTE	380-415 V~3PH+N+PE 5G x 2,5 mm ² Circuit Breaker 20 A I1=13 A - I2=17.5 A - I3=15 A - In=4.5 A
11 CARICA MAX CIBO	30 kg
02 POTENZA TERMICA NOMINALE	9.8 kW
18 DIMENSIONI CAMERA COTTURA (L - P - H)	696x441x515 mm
20 GRADO PROTEZIONE IP	X4

FRANCAIS

01 PUISSANCE ELECTRIQUE	10,3 kW
03 FREQUENCE	50 / 60 Hz
04 TYPE DE CABLE D'ALIMENTATION	H07RN-F
05 Ø EXTERNE DU CABLE D'ALIMENTATION	17 mm
06 TENSION / SECTION CABLE D'ALIM.	380-415 V~3PH+N+PE 5G x 2,5 mm ² Circuit Breaker 20 A I1=13 A - I2=17.5 A - I3=15 A - In=4.5 A
11 CHARGE MAXIMALE D'ALIMENT	30 kg
02 DEBIT THERMIQUE NOMINAL	9.8 kW
18 DIMENSIONS CHAMBRE DE CUISSON (L - P - A)	696x441x515 mm
20 INDICE DE PROTECTION IP	X4

ESPAÑOL

01 POTENCIA	10,3 kW
03 FRECUENCIA	50 / 60 Hz
04 TIPO DE CABLE DE ALIMENTACION	H07RN-F
05 Ø CABLE EXTERNO DE ALIMENTACION	17 mm
06 TENSION / SECCION CABLES DE ALIMENTACION	380-415 V~3PH+N+PE 5G x 2,5 mm ² Circuit Breaker 20 A I1=13 A - I2=17.5 A - I3=15 A - In=4.5 A
11 CARGA MAX. DE ALIMENTOS	30 kg
02 POTENCIA TERMICA NOMINAL	9.8 kW
18 DIMENSIONES CÁMARA DE COCCIÓN (An - Pr - Al)	696x441x515 mm
20 GRADO DE PROTECCION IP	X4

DEUTSCH

01 ELEKTRISCHE LEISTUNG	10,3 kW
03 FREQUENZ	50 / 60 Hz
04 ZULEITUNGSKABELTYP	H07RN-F
05 AUSSENDURCHMESSER DES VERSORGUNGSKABELS	17 mm
06 KABELQUERSCHNITT UND VERSORGUNGSSPANNUNG	380-415 V~3PH+N+PE 5G x 2,5 mm ² Circuit Breaker 20 A I1=13 A - I2=17.5 A - I3=15 A - In=4.5 A
11 MAX. SPEISENFASSUNGSVERMOGEN	30 kg
02 NOMINALE WARMELEISTUNG	9.8 kW
18 GRÖÖBE DES KOCHKAMMERS (B - T - H)	696x441x515 mm
20 SCHTZART IP	X4

MOD:XEFT-06EU-EGRN



ENGLISH - DRAWINGS

2	TERMINAL BOARD POWER SUPPLY
3	UNIPOTENTIAL TERMINAL
6	TECHNICAL DATA PLATE
7	SAFETY THERMOSTAT
12	HOT FUMES EXHAUST CHIMNEY
13	ACCESSORIES CONNECTION
27	COOLING AIR OUTLET

ITALIANO - DISEGNI

2	MORSETTIERA ALIMENTAZIONE
3	MORSETTO EQUIPOTENZIALE
6	TARGHETTA DATI TECNICI
7	TERMOSTATO DI SICUREZZA
12	USCITA FUMI CALDI
13	COLLEGAMENTO ACCESSORI
27	USCITA ARIA DI RAFFREDDAMENTO

FRANCAIS - ENCOMBREMEN

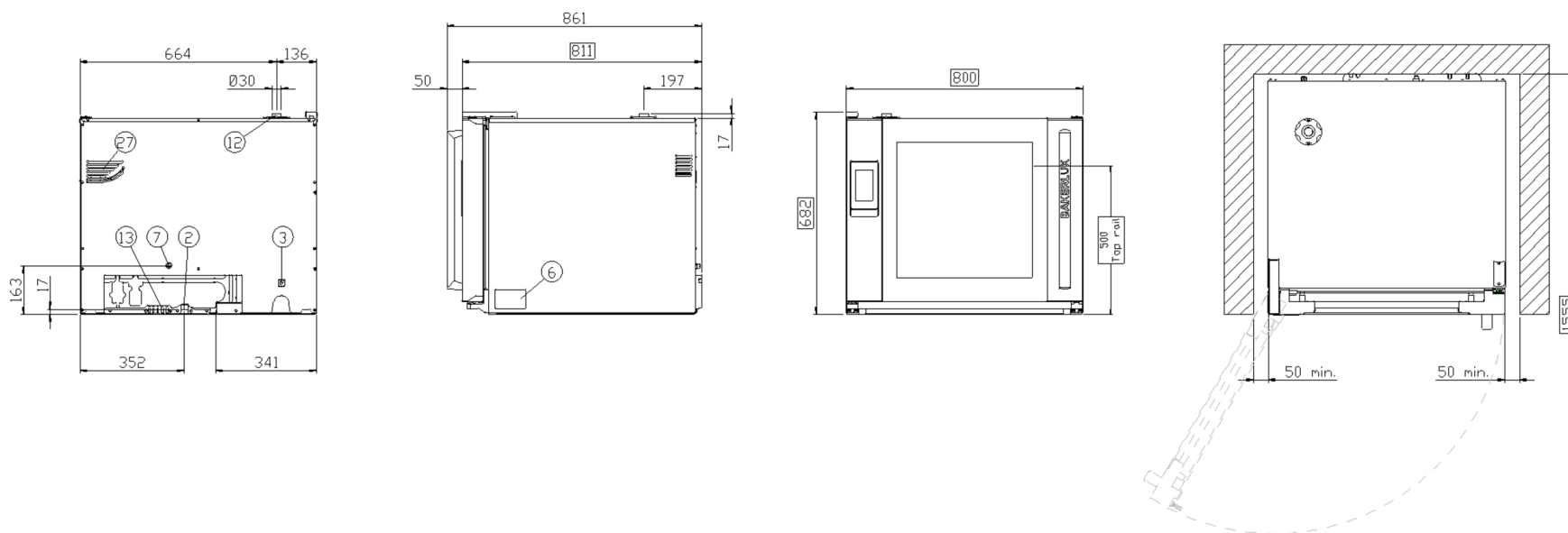
2	BOITE A BORNES D'ALIMENTATION
3	SUPPORT BORNE EQUIPOTENTIELLE
6	PLAQUETTE SIGNALÉTIQUE
7	THERMOSTAT DE SÉCURITÉ
12	SORTIE DES FUMÉES CHAUDES
13	JONCTION DES ACCESSOIRES
27	SORTIE D'EAU DE REFROIDISSEMENT

ESPAÑOL - DISEÑOS

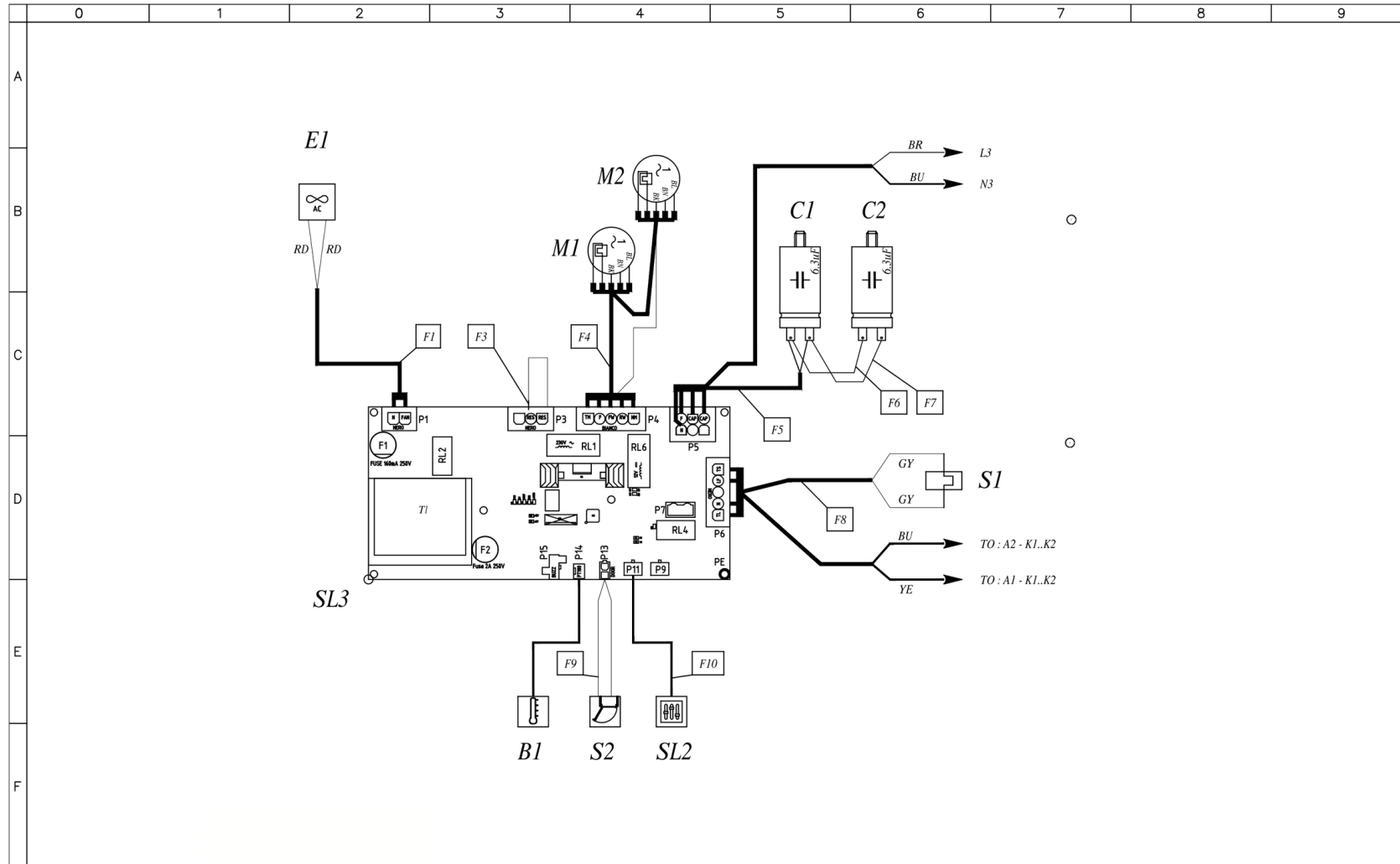
2	CAJA DE CONEXION
3	SEDE BORNE EQUIPOTENCIAL
6	TARJETA DE CARACTERISTICAS TECNICAS
7	TERMOSTATO DE SEGURIDAD
12	SALIDA HUMOS CALIENTES
13	CONEXION ACCESORIOS
27	SALIDA DEL AIRE DE ENFRIAMIENTO

DEUTSCH - ZEICHNUNGEN

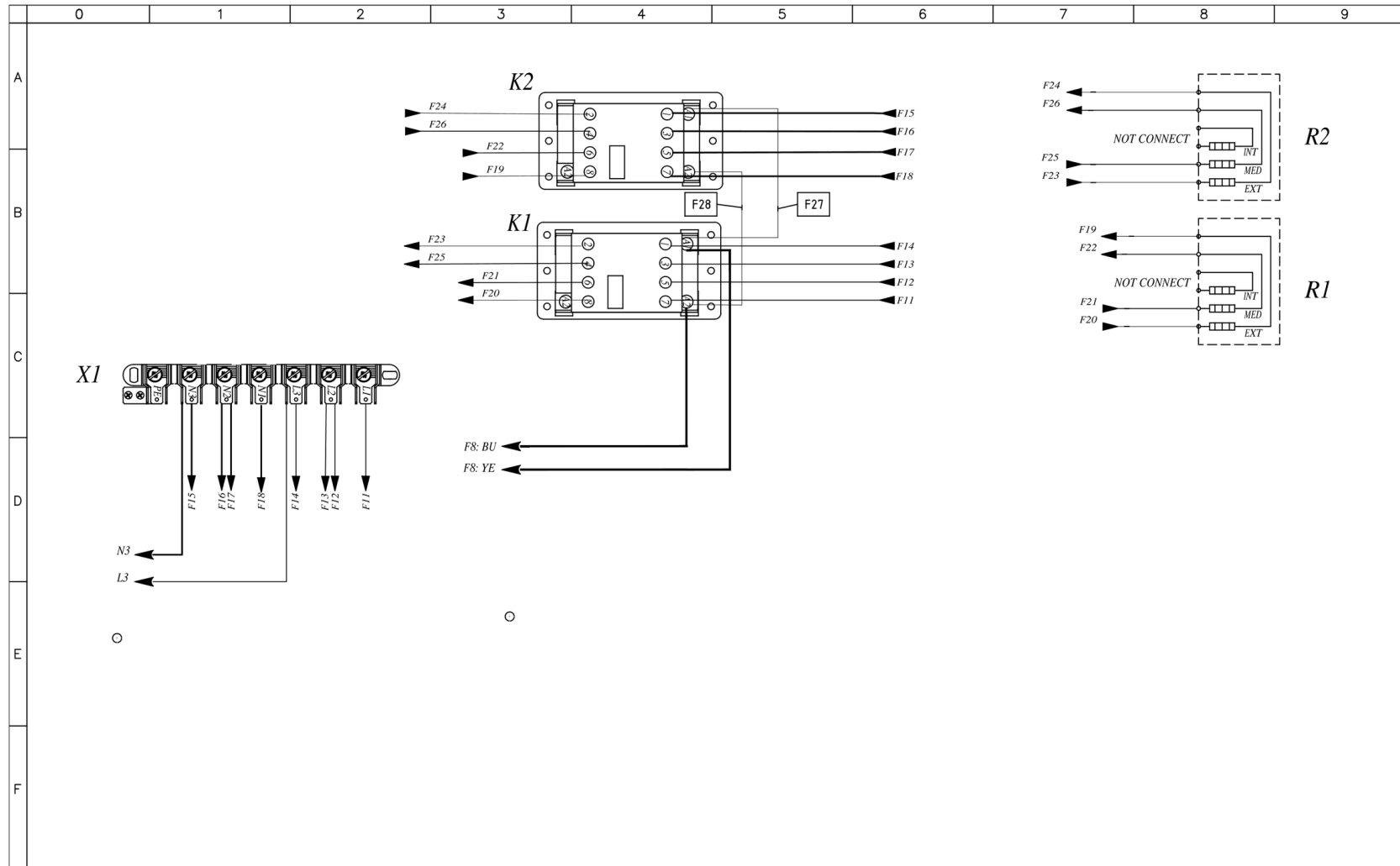
2	ZULEITUNGSKLEMMLEISTE
3	GLEICHPOTENTIELLE KLAMMER
6	TYPENSCHILD
7	SICHERHEITSTHERMOSTAT
12	ABZUGSHAUBE
13	ZUBEHÖRTEILENVERBINDUNG
27	KÜHLLUFTAUSTRITT



MOD:XEFT-06EU-EGRN



MOD:XEFT-06EU-EGRN



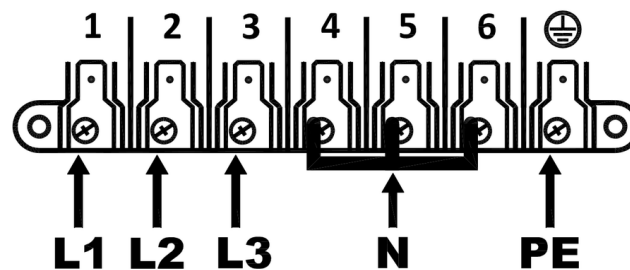
MOD:XEFT-06EU-EGRN



	0	1	2	3	4	5	6	7	8	9																																																																																					
A																																																																																															
B	<table border="1"> <thead> <tr> <th>Ⓞ Sigle</th> <th>ENGLISH</th> <th>ITALIANO</th> <th>FRANCAIS</th> <th>ESPAÑOL</th> <th>DEUTSCH</th> </tr> </thead> <tbody> <tr> <td>B1</td> <td>TEMPERATURE PROBE</td> <td>SONDA CAMERA</td> <td>SONDE DE CHAMBRE</td> <td>SONDA CAMARA</td> <td>GARRAUMTEMPERATURFUHLER</td> </tr> <tr> <td>C1,C2</td> <td>MOTOR CAPACITOR</td> <td>CONDENSATORE</td> <td>CONDENSATEUR</td> <td>CONDENSADOR</td> <td>KONDENSATOR</td> </tr> <tr> <td>E1</td> <td>COOLING FAN 230V</td> <td>VENTOLA RAFFREDDAMENTO 230V</td> <td>TURBINE DE REFROIDISSEMENT 230V</td> <td>TURBINA DE REFRIGERACION 230V</td> <td>LÜFTER 230V</td> </tr> <tr> <td>K1,K2</td> <td>CONTACTOR</td> <td>TELERUTTORE</td> <td>TELERUPTEUR</td> <td>TELEERRUPTOR</td> <td>RELAIS</td> </tr> <tr> <td>M1,M2</td> <td>MOTOR</td> <td>MOTORE</td> <td>MOTEUR</td> <td>MOTOR</td> <td>MOTOR</td> </tr> <tr> <td>C</td> <td>S1</td> <td>SAFETY THERMOSTAT</td> <td>TERMOSTATO SICUREZZA</td> <td>THERMOSTAT DE SECURITE</td> <td>TERMOSTATO DE SEGURIDAD</td> <td>SICHERHEITS THERMOSTAT</td> </tr> <tr> <td></td> <td>S2</td> <td>DOOR MICROSWITCH</td> <td>MICRO INTERRUTTORE PORTA</td> <td>MICROINTERRUPTEUR DE PORTE</td> <td>MICROINTERRUPTOR PUERTA</td> <td>TURKONTAKTSCHALTER</td> </tr> <tr> <td></td> <td>SL1</td> <td>POWER CARD</td> <td>SCHEDA POTENZA</td> <td>CARTE DE PUISSANCE</td> <td>TARJETA POTENCIA</td> <td>POWERPLATINE</td> </tr> <tr> <td></td> <td>SL2</td> <td>CONTROL BOARD</td> <td>SCHEDA CONTROLLO</td> <td>CARTE DE CONTROLE</td> <td>TARJETA DE CONTROL</td> <td>KONTROLL PLATINE</td> </tr> <tr> <td></td> <td>X1</td> <td>CONTACTOR 6P+PE</td> <td>MORSETTIERA 6P+PE</td> <td>BORNIER 6P+PE</td> <td>CONECTOR 6P+PE</td> <td>KLEMMLEISTE 6P+PE</td> </tr> <tr> <td>D</td> <td>Y1</td> <td>WATER SOLENOID VALVE</td> <td>ELETTROVALVOLA ACQUA</td> <td>ELECTROVANNE EAU</td> <td>ELECTROVALVULA</td> <td>ELEKTROVENTIL</td> </tr> <tr> <td></td> <td>Y2</td> <td>PUMP</td> <td>POMPA</td> <td>POMPE</td> <td>BOMBA</td> <td>PUMPE</td> </tr> </tbody> </table>										Ⓞ Sigle	ENGLISH	ITALIANO	FRANCAIS	ESPAÑOL	DEUTSCH	B1	TEMPERATURE PROBE	SONDA CAMERA	SONDE DE CHAMBRE	SONDA CAMARA	GARRAUMTEMPERATURFUHLER	C1,C2	MOTOR CAPACITOR	CONDENSATORE	CONDENSATEUR	CONDENSADOR	KONDENSATOR	E1	COOLING FAN 230V	VENTOLA RAFFREDDAMENTO 230V	TURBINE DE REFROIDISSEMENT 230V	TURBINA DE REFRIGERACION 230V	LÜFTER 230V	K1,K2	CONTACTOR	TELERUTTORE	TELERUPTEUR	TELEERRUPTOR	RELAIS	M1,M2	MOTOR	MOTORE	MOTEUR	MOTOR	MOTOR	C	S1	SAFETY THERMOSTAT	TERMOSTATO SICUREZZA	THERMOSTAT DE SECURITE	TERMOSTATO DE SEGURIDAD	SICHERHEITS THERMOSTAT		S2	DOOR MICROSWITCH	MICRO INTERRUTTORE PORTA	MICROINTERRUPTEUR DE PORTE	MICROINTERRUPTOR PUERTA	TURKONTAKTSCHALTER		SL1	POWER CARD	SCHEDA POTENZA	CARTE DE PUISSANCE	TARJETA POTENCIA	POWERPLATINE		SL2	CONTROL BOARD	SCHEDA CONTROLLO	CARTE DE CONTROLE	TARJETA DE CONTROL	KONTROLL PLATINE		X1	CONTACTOR 6P+PE	MORSETTIERA 6P+PE	BORNIER 6P+PE	CONECTOR 6P+PE	KLEMMLEISTE 6P+PE	D	Y1	WATER SOLENOID VALVE	ELETTROVALVOLA ACQUA	ELECTROVANNE EAU	ELECTROVALVULA	ELEKTROVENTIL		Y2	PUMP	POMPA	POMPE	BOMBA	PUMPE
Ⓞ Sigle	ENGLISH	ITALIANO	FRANCAIS	ESPAÑOL	DEUTSCH																																																																																										
B1	TEMPERATURE PROBE	SONDA CAMERA	SONDE DE CHAMBRE	SONDA CAMARA	GARRAUMTEMPERATURFUHLER																																																																																										
C1,C2	MOTOR CAPACITOR	CONDENSATORE	CONDENSATEUR	CONDENSADOR	KONDENSATOR																																																																																										
E1	COOLING FAN 230V	VENTOLA RAFFREDDAMENTO 230V	TURBINE DE REFROIDISSEMENT 230V	TURBINA DE REFRIGERACION 230V	LÜFTER 230V																																																																																										
K1,K2	CONTACTOR	TELERUTTORE	TELERUPTEUR	TELEERRUPTOR	RELAIS																																																																																										
M1,M2	MOTOR	MOTORE	MOTEUR	MOTOR	MOTOR																																																																																										
C	S1	SAFETY THERMOSTAT	TERMOSTATO SICUREZZA	THERMOSTAT DE SECURITE	TERMOSTATO DE SEGURIDAD	SICHERHEITS THERMOSTAT																																																																																									
	S2	DOOR MICROSWITCH	MICRO INTERRUTTORE PORTA	MICROINTERRUPTEUR DE PORTE	MICROINTERRUPTOR PUERTA	TURKONTAKTSCHALTER																																																																																									
	SL1	POWER CARD	SCHEDA POTENZA	CARTE DE PUISSANCE	TARJETA POTENCIA	POWERPLATINE																																																																																									
	SL2	CONTROL BOARD	SCHEDA CONTROLLO	CARTE DE CONTROLE	TARJETA DE CONTROL	KONTROLL PLATINE																																																																																									
	X1	CONTACTOR 6P+PE	MORSETTIERA 6P+PE	BORNIER 6P+PE	CONECTOR 6P+PE	KLEMMLEISTE 6P+PE																																																																																									
D	Y1	WATER SOLENOID VALVE	ELETTROVALVOLA ACQUA	ELECTROVANNE EAU	ELECTROVALVULA	ELEKTROVENTIL																																																																																									
	Y2	PUMP	POMPA	POMPE	BOMBA	PUMPE																																																																																									
E																																																																																															
F																																																																																															

ED1408A
POWER SUPPLY - CONNECTION DIAGRAM

380-415V ~ 3PH + N + PE 50/60Hz



220-240V ~ 3PH + PE 50/60Hz

